

○ MUSIC  city COUNSELOR


THANK YOU FOR YOUR  
PURCHASE!



Hey y'all, Laura here! I so appreciate when you please take a moment to leave a review on my resources on my TpT Store. Thanks for your support! Enjoy the resource!

♥ *laura oathout*

LET'S CONNECT!



For helpful ideas, engaging resources, and freebies, please check out my website and membership!

○ ♥ **WEBSITE:** [www.musiccitycounselor.com](http://www.musiccitycounselor.com)

♥ **MEMBERSHIP:** [www.counselorcollab.com](http://www.counselorcollab.com)

# ASCA MINDSETS & BEHAVIORS:

## Category 1: Mindset Standards

- M1: Belief in development of whole self, including a healthy balance of mental, social-emotional, and physical well-being
- M2: Sense of acceptance, respect, support, and inclusion for self and others in the school environment

## Category 2: Behavior Standards

- B-SS 2: Positive, respectful, and supportive relationship with students who are similar to and different from them
- B-SS 5: Ethical decision-making and social responsibility
- B-SS 9: Social maturity and behaviors appropriate to the situation and environment



# DIRECTIONS PAGE I:

This lesson will take approximately 45 minutes to teach.

## Recommended Sequence:

1. Review the PowerPoint or digital for Google Slides™ presentation with students.
2. Review the "Kindness" definition and "Kind Choices" posters with students.
3. Complete the Kindness Crowns craft.
4. Give each student a "Kind Choice" card and ask them to perform their kind choice by X deadline.
5. Complete a worksheet or coloring page of your choice.

## Presentation:

Both a PowerPoint and digital for Google Slides™ presentation are included. This presentation teaches students all about kindness. Students listen to a story about Mrs. Applebee's class who are encouraged to make kind choices for the chance to earn the Kindness Crown. The presentation then reviews 16 kind choices that her students make. In the end, two students earn the Kindness Crown. The presentation closes with a discussion question that asks students to "turn and talk" with a partner, then share out their ideas with the class.

## Posters:

4 different posters are included. Feel free to use these in instruction and display them in your space!

# DIRECTIONS PAGE 2:

## Kindness Crowns:

4 versions of the Kindness Crowns craft are included: (full color with images, full color without images, black line with images, black line without images). I recommend using the version with kind choices images for younger students (PreK – 1<sup>st</sup>) and they can color them in. I suggest using the version without kind choices images for older students (1<sup>st</sup> – 2<sup>nd</sup>) and they can draw and write in their own. To make the crown, first ask students to color the kind choices images or draw/write in their own. Next, they can cut out the crown and crown extenders. Then, they can glue the extenders to each side of the crown. Finally, the educator can staple the two extenders together to fit the crown to the child's head. Please see the **sample** on the next page.

## Kind Choices Cards:

A total of 24 Kind Choices Cards are included in full color and black/white. I recommend giving each student a Kind Choices Card and giving them a reasonable deadline to perform it. Ask students to do the task on their card, then report back to the class how it went (how it made them and the recipient of their kind choice feel, etc.).

## Worksheets & Coloring Pages:

Assorted worksheets and coloring pages are included. Some are meant to be completed after students complete the task on their Kind Choices card. Others can be completed at any time.



# SAMPLE CROWN:



# POSTERS



# KINDness



Making a friendly, caring, or helpful choice without expecting anything in return.





# KIND CHOICES



Write a thank  
you note



Ask others  
to play



Give  
compliments

Make a  
Kindness Tree



Donate to  
others



Help those  
in need



Help with  
chores



Pick up litter



Plant a tree





# KINDNESS



# KINDNESS










**KINDNESS**

**CROWNS**

# KINDNESS

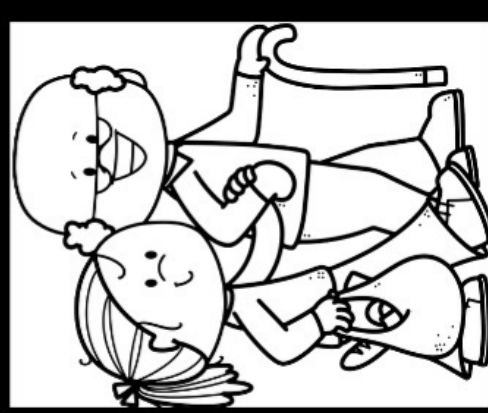
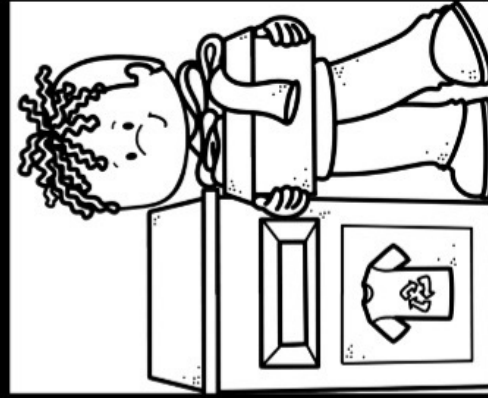










kindness

# Be Kindness







--	--	--	--	--

## **Crown extenders!**

Students can glue the extender to each side of their crown. Then, the educator can fit it around their head to size, and staple the extender together so the student can wear it.



**KINDNESS**

**CROWN**

**CARDS**

# KIND CHOICE

Write a thank you  
note



© Music City Counselor

# KIND CHOICE

Play "pass the  
compliment"



© Music City Counselor

# KIND CHOICE

Ask someone to  
play



© Music City Counselor

# KIND CHOICE

Write kind notes



© Music City Counselor



# KIND CHOICE

Give a  
compliment



© Music City Counselor



# KIND CHOICE

Make a Kindness  
Tree



© Music City Counselor



# KIND CHOICE

Bring treats to  
heroes



© Music City Counselor



# KIND CHOICE

Thank a delivery  
worker



© Music City Counselor





# KIND CHOICE

Pick flowers for  
someone



© Music City Counselor

# KIND CHOICE

Cheer up a  
friend



© Music City Counselor

# KIND CHOICE

Pick up litter



© Music City Counselor

# KIND CHOICE

Say something  
nice



© Music City Counselor



# KIND CHOICE

Thank a hero



© Music City Counselor



# KIND CHOICE

Help someone in need



© Music City Counselor



# KIND CHOICE

Give to others



© Music City Counselor



# KIND CHOICE

Plant a tree



© Music City Counselor





# KIND CHOICE

Donate to others



© Music City Counselor

# KIND CHOICE

Help an animal in need



© Music City Counselor

# KIND CHOICE

Play with a friend



© Music City Counselor

# KIND CHOICE

Take care of someone in need



© Music City Counselor



# KIND CHOICE

Help with chores



© Music City Counselor

# KIND CHOICE

Make a get-well  
card



© Music City Counselor

# KIND CHOICE

Share



© Music City Counselor

# KIND CHOICE

Comfort others



© Music City Counselor

# KIND CHOICE

Write a thank you  
note



© Music City Counselor

# KIND CHOICE

Play "pass the  
compliment"



© Music City Counselor

# KIND CHOICE

Ask someone to  
play



© Music City Counselor

# KIND CHOICE

Write kind notes



© Music City Counselor



# KIND CHOICE

Give a  
compliment



© Music City Counselor

# KIND CHOICE

Make a Kindness  
Tree



© Music City Counselor

# KIND CHOICE

Bring treats to  
heroes



© Music City Counselor

# KIND CHOICE

Thank a delivery  
worker



© Music City Counselor



# KIND CHOICE

Pick flowers for  
someone



© Music City Counselor

# KIND CHOICE

Cheer up a  
friend



© Music City Counselor

# KIND CHOICE

Pick up litter



© Music City Counselor

# KIND CHOICE

Say something  
nice



© Music City Counselor

# KIND CHOICE

Thank a hero



© Music City Counselor

# KIND CHOICE

Help someone in need



© Music City Counselor

# KIND CHOICE

Give to others



© Music City Counselor

# KIND CHOICE

Plant a tree



© Music City Counselor

# KIND CHOICE

Donate to others



© Music City Counselor

# KIND CHOICE

Help an animal in need



© Music City Counselor

# KIND CHOICE

Play with a friend



© Music City Counselor

# KIND CHOICE

Take care of someone in need



© Music City Counselor



# KIND CHOICE

Help with chores



© Music City Counselor

# KIND CHOICE

Make a get-well  
card



© Music City Counselor

# KIND CHOICE

Share



© Music City Counselor

# KIND CHOICE

Comfort others



© Music City Counselor

# WORKSHEETS



Name: \_\_\_\_\_

# KINDNESS CROWNS

What was the kind choice on your card?

\_\_\_\_\_

Draw and write about it.

\_\_\_\_\_

\_\_\_\_\_

\_\_\_\_\_



Name: \_\_\_\_\_

# KINDNESS CROWNS

What was the kind choice on your card?


\_\_\_\_\_

Draw and write about it.

\_\_\_\_\_

\_\_\_\_\_

\_\_\_\_\_





Name: \_\_\_\_\_

# KINDNESS CROWNS

What does kindness mean to you?

---

---

---



Name: \_\_\_\_\_


# KINDNESS CROWNS

What does kindness mean to you?

---

---

---



Name: \_\_\_\_\_

# KINDNESS CROWNS

What does the Kindness Crown mean  
to you?

---

---

---





Name: \_\_\_\_\_


# KINDNESS CROWNS

What does the Kindness Crown mean  
to you?

---

---

---



Name: \_\_\_\_\_

# KINDNESS CROWNS


Write & draw about 2 kind choices that you could make to earn the Kindness Crown.

## KIND CHOICE #1

---

---

---




## KIND CHOICE #2

---

---

---

© Music City Counselor



# **COLORING PAGES**



Name: \_\_\_\_\_

© Music City Counselor

# KINDNESS CROWNS



How many kind choices can you make?



Color each picture as you go!

Write a thank you note



Play pass the compliment



Ask someone to play



Write kind words

Give a compliment



Make a Kindness Tree





Deliver treats to heroes

Thank a delivery worker



Pick flowers for someone



Cheer up a friend

Pick up litter



Say something nice



Thank a hero



Help someone in need



Give to others



Plant a tree



Donate to others



Help an animal in need



Play with a friend



Take care of someone in need



Help with chores



Make a get-well card



Share






Comfort others

Name: \_\_\_\_\_

# KINDNESS CROWNS

Color the friends that are making kind choices.



Name: \_\_\_\_\_

# KINDNESS CROWNS





Name: \_\_\_\_\_

# KINDNESS CROWNS



Name: \_\_\_\_\_

# KINDNESS CROWNS



Name: \_\_\_\_\_

# KINDNESS CROWNS





# ○ TERMS OF USE:

- Make copies for the purchaser's classroom AND share copies with other educators within your school building
- Reference (without distribution) this product in blog posts, seminars, professional development workshops, or other such venues provided there is both credit given to myself as the author and a link back to my TpT store included in the post/presentation

• YOU MAY •

- Claim the work as your own, alter the files in any way, or remove/attempt to remove the copyright
- Share this product with educators outside of your school building
- Repackage, sell, or giveaway this product to others
- Offer to share this product anywhere on the internet as a download or copy

• YOU MAY NOT •



Please contact me any time at [laura@musiccitycounselor.com](mailto:laura@musiccitycounselor.com) with questions, suggestions, resource requests, or comments. I'm here to help and would love to hear from you!

♥ *laura oathout*

THIS RESOURCE WAS MADE POSSIBLE THANKS TO:

